

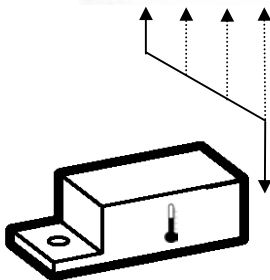
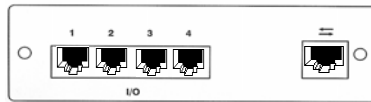
# Temperature Sensor

**DK 7320.500**

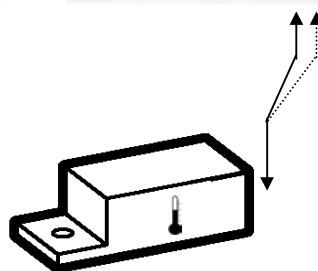
## Note:

For reasons of clarity of the presentation, these operating instructions do not contain all information details and also cannot cover every possible case of installation, operation or repair. Technical specifications are subject to change without notice. In case of doubt, the German text prevails.

### Sensor Unit: I/O Unit 7320.210



### Sensor Unit: Climate Unit 7320.230



## Description:

The sensors can be connected to the I/O Unit 7320.210 (max. 4 sensors) or the Climate Unit 7320.230 (max. 2 sensors). The function of the sensor is to monitor the temperature. In the climate unit, the sensor can also control a fan. The sensor is assigned a code by which it is automatically identified and set by the CMC TC system. The sensor can be used if the following components are available:

- Processing unit (7320.100) with power pack (e.g., 7320.425), national-standard connecting cable, programming cable.
- Sensor unit (7320.210 or 7320.230), connecting cable (RJ45, Cat5).

### General conditions of use:

- The sensor must only be used together with the Rittal CMC-TC system.
- The operating instructions / safety instructions of the Processing Unit and of the above sensor units apply.
- The maximum cable length between the sensor unit and the sensor is 2m. The connection must be made with the connecting cable of the supply. Extension cables 7200.450 for special applications are available after consultation with our central office.
- It is absolutely necessary that these cables are installed separately from mains power cables.
- The use of the sensors is exclusively limited to the specified ambient conditions.
- It is forbidden to open the sensor enclosures. They do not contain parts requiring maintenance.
- Before making the connection, check to be sure that the sensor can be used with the device / module.
- It is forbidden to render safety equipment ineffective.
- Direct contact of the sensor with water (e.g., dew), oil sludge or any aggressive substances is forbidden.
- Use in locations with flammable gas or vapor is forbidden. Protection from water, dust, etc. must be ensured by installation in a enclosure or rack.
- The CMC-TC system must not be live with voltage when the sensor is being connected to the sensor unit.
- The sensor must be installed properly as described in the separate installation instructions.
- The accuracy of analog inputs can suffer in an environment with electromagnetic disturbance.

## Technical data:

NTC detector Siemens type S891 / 10k / H8  
Resistance value. 10k Ohm at 25°C, +/-3%  
Connection: RJ12 socket 6-pole  
Connecting cable: length 2m, RJ12 plug 6/6 both ends  
Temperature range: +5°C to +45°C  
Protection category: IP 40

**Address:** Rittal GmbH & Co. KG / Auf dem Stützelberg / D-35745 Herborn / phone: (+49) (2772) 505 – 0 /  
Fax: (+49) (2772) 505 – 2319 / e-mail: [Info@rittal.de](mailto:Info@rittal.de) / Internet: <http://www.rittal.de>

