

Guideline to the Software Update for the CMC-TC Processing Unit II DK 7320.100 (hardware version 3.01) -> Attention: The update takes approx. 10 minutes.

Safety notice !!!

- The user is responsible for the Software update is done in the user's respective network environment and is the responsibility of the user.
- Please ensure that it must be possible to interrupt all security processes connected to CMC-TC PUII during an update.
- During the update, the access to the CMC-TC PUII must be ensured.
- During the update power supply and network connection for CMC-TC PUII must not be interrupted!
- Configuration settings may be reset to default values by the update.
- The script included in the update must not be altered in any way! Changes in the update script void the warranty of CMC-TC PUII!

Service:

If you have any technical questions or questions concerning our product spectrum, contact the following service address:

Tel.: +49 (0)2772/505-9052
<http://www.rimatrix5.com>
E-mail: info@rittal.de



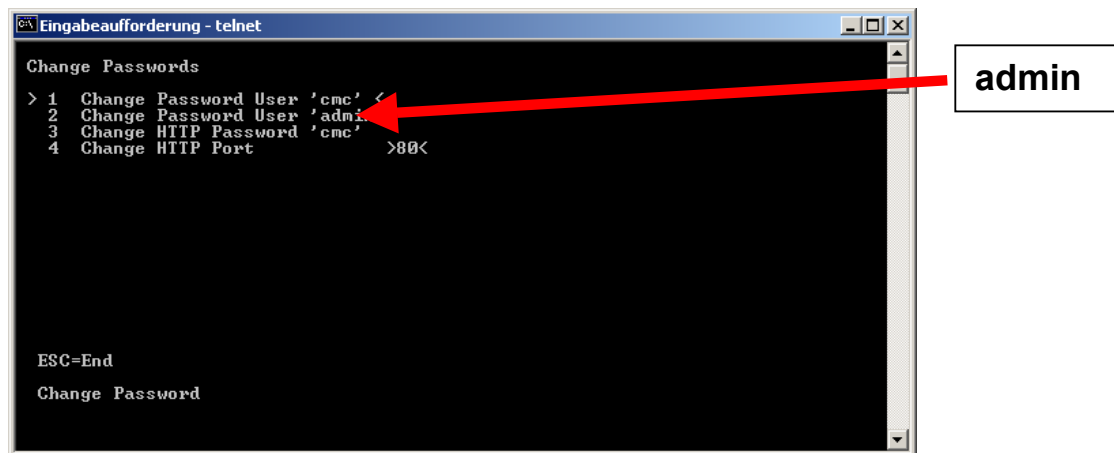
Note!

To allow us to process your enquiry quickly and correctly, please always specify the article number in the subject line for e-mails.

A few introductory remarks:

The following description of the SW Update transmission is based on the FTP protocol. Requirements: the FTP must be installed and implemented on the PC and the FTP function of the CMC-TC system must be activated.

The FTP function is activated with the help of the hyper-terminal or Telnet in the 1.1 Network Configuration menu of the processing unit II– input Enabled. In addition, the installation routine requires the FTP passwords of the factory settings; if necessary for the purpose of the update, you reset the latter via hyper-terminal or Telnet to: „**admin**“

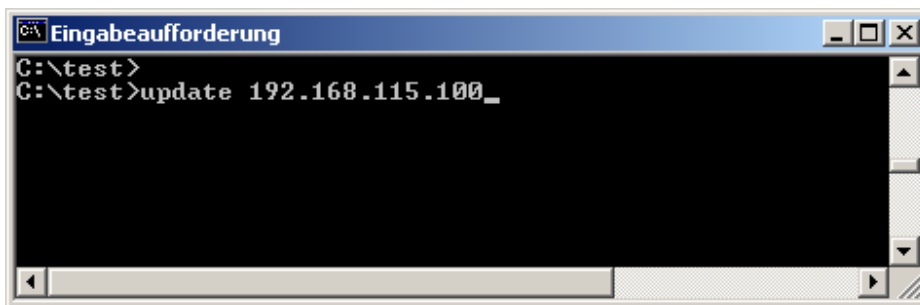


Note: As a result of the update, the previous configuration settings are possibly replaced by the factory settings possibly overriding the former.

1. Download the current SW version of the RITTAL-Homepage at www.rimatix5.com under the topic "security" -> download and copy to the hard disk memory.
2. Unzip the file downloaded by WINZIP to your hard disk in a separate directory. **Please note that the file is extracted by indicating the destination and is not copied directly into the main directory of the hard disc, e.g. C:**
3. Starting the Processing Unit II! Power up, plug in the network connector and tune the IP address and Subnet mask to your network. Make a note of the processing unit IP address.
4. Open the MS DOS input screen via the Windows Start-Button, go to the directory in question and input the following command: **update 192.168.0.190**, the IP address having to be identical with the IP address of your processing unit II. **Attention, the update takes approx. 10 minutes.**
5. Acknowledging the command input with the ENTER key, your processing unit will now be updated to the latest SW software version.

6. By opening the menu item 4 Info page, you can make sure that the new software version has been implemented.

Input directory for the MS DOS input screen: the IP address having to be identical with the IP address of your processing unit II.

A screenshot of a DOS command prompt window titled "Eingabeaufforderung". The window shows the current directory as "C:\test" and the command "update 192.168.115.100_" being entered. The window has a standard Windows-style title bar with minimize, maximize, and close buttons.

```
Eingabeaufforderung
C:\test>
C:\test>update 192.168.115.100_
```


Note: Please check after the software update whether the second part of the software update has been correctly installed.

Please observe the updates screen while doing this.

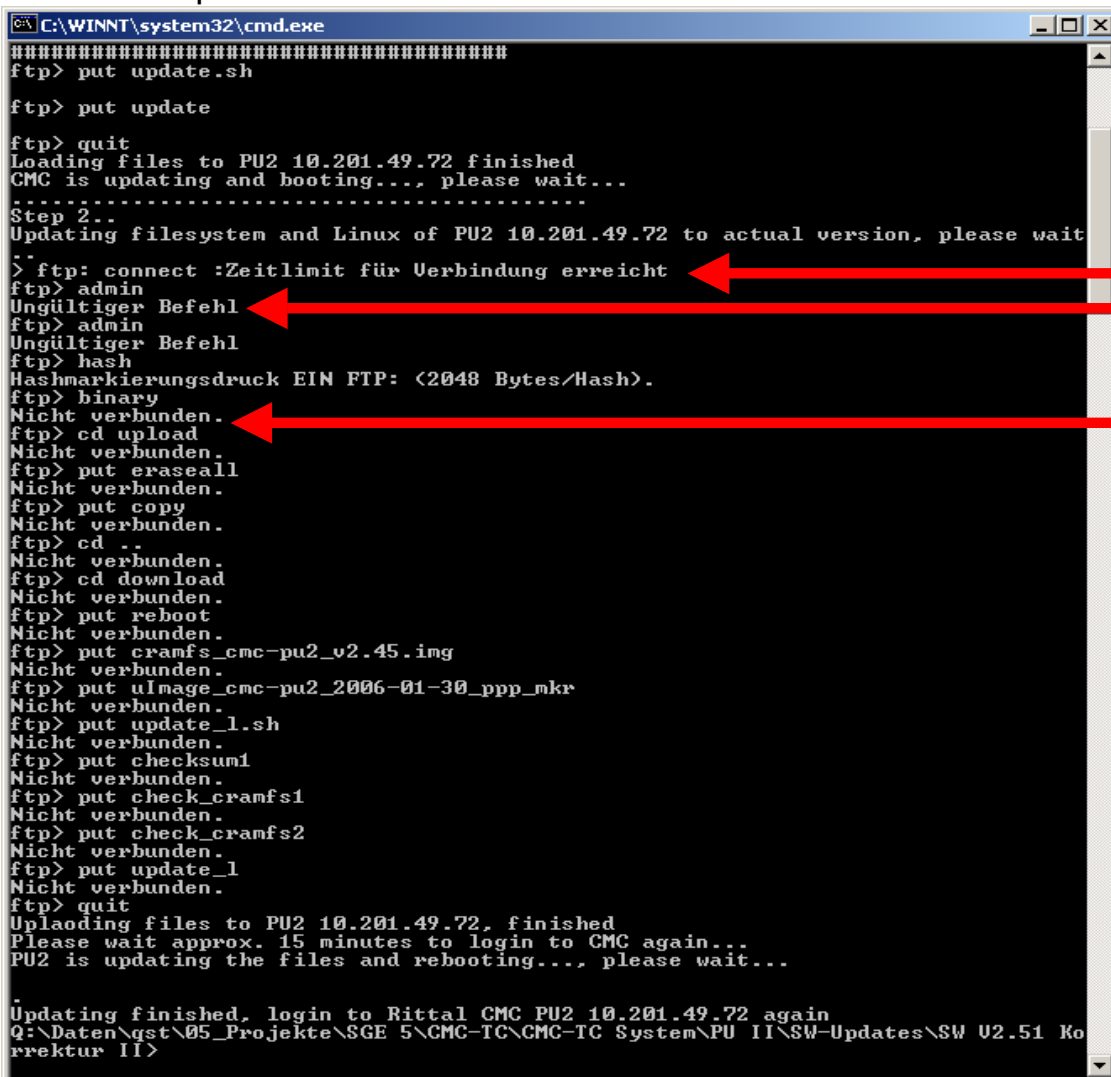
If under line

Step 2

the following reports pop up

- ftp: connect: time limit for connection reached
- Invalid command Not connected

the second part of the software was not installed.



```
C:\WINNT\system32\cmd.exe
#####
ftp> put update.sh
ftp> put update
ftp> quit
Loading files to PUE 10.201.49.72 finished
CMC is updating and booting..., please wait...
.....
Step 2..
Updating filesystem and Linux of PUE 10.201.49.72 to actual version, please wait
..
> ftp: connect :Zeitlimit für Verbindung erreicht
ftp> admin
Ungültiger Befehl
ftp> admin
Ungültiger Befehl
ftp> hash
Hashmarkierungsdruck EIN FTP: <2048 Bytes/Hash>.
ftp> binary
Nicht verbunden.
ftp> cd upload
Nicht verbunden.
ftp> put eraseall
Nicht verbunden.
ftp> put copy
Nicht verbunden.
ftp> cd ..
Nicht verbunden.
ftp> cd download
Nicht verbunden.
ftp> put reboot
Nicht verbunden.
ftp> put cramfs_cmc-pu2_v2.45.img
Nicht verbunden.
ftp> put ulmage_cmc-pu2_2006-01-30_ppp_mkr
Nicht verbunden.
ftp> put update_l.sh
Nicht verbunden.
ftp> put checksum1
Nicht verbunden.
ftp> put check_cramfs1
Nicht verbunden.
ftp> put check_cramfs2
Nicht verbunden.
ftp> put update_l
Nicht verbunden.
ftp> quit
Uploading files to PUE 10.201.49.72, finished
Please wait approx. 15 minutes to login to CMC again...
PUE is updating the files and rebooting..., please wait...

Updating finished, login to Rittal CMC PUE 10.201.49.72 again
Q:\Daten\gst\05_Projekte\SGE 5\CMC-TC\CMC-TC System\PU II\SW-Updates\SW U2.51 Ko
rrektur II>
```

Update2 must be repeated by using **Update2 192.168.0.190**. To this end, please ensure that the IP address corresponds to the one of your processing unit.

Note: Update2 takes about 10 minutes!



Alternatively, you can also check the update by using the Event Log of the PUII web page.

If report

“cramfs version not matching, V2.45 required. Please upgrade!”

is followed by

“Upgrade to: cramfs V2.45”

the update is completed correctly.

Event Log	
19.06.2008 / 15:07:47	'admin' (IP 130.0.0.15) logged in
19.06.2008 / 15:06:13	Upgrade to: cramfs V2.45
19.06.2008 / 15:06:13	Upgrade to: No Linux update needed
19.06.2008 / 14:36:37	cramfs version not matching, V2.45 required. Please upgrade!
19.06.2008 / 14:36:37	Event Log cleared

If report

“cramfs version not matching, V2.45 required. Please upgrade!”

is not followed by

“Upgrade to: cramfs V2.45”

Update2 must be initiated

Update2 must be repeated by using **Update2 192.168.0.190**. To this end, please ensure that the IP address corresponds to the one of your processing unit.

Note: Update2 takes about 10 minutes!

Event Log	
19.06.2008 / 14:38:01	'admin' (IP 130.0.0.15) logged in
19.06.2008 / 14:36:37	cramfs version not matching, V2.45 required. Please upgrade!
19.06.2008 / 14:36:37	Event Log cleared