



Rittal – CS New Basic enclosure



Premium quality that pays

Added value means exactly that

Rittal CS New Basic enclosures draw on our extensive expertise and provide access to an established platform offering enormous diversity. Telecommunications, information technology, traffic guidance technology, energy and environmental engineering all demand adaptability to the local and climatic conditions. Every cubic centimetre benefits from our extensive expertise in the development and production of enclosures, climate control and system integration, as well as our passion for incorporating new ideas. The same goes for our extensive range of system accessories, because as well as enclosures, Rittal also offers a comprehensive range of system solutions, from A through to Z, worldwide.

Best of all, CS New Basic is available directly off the shelf.





Rittal CS Outdoor systems are not limited to certain markets. Our formula is very simple: Rittal's products are as varied as its customers and the requirements they place on our performance.

The single-walled outdoor enclosure CS New Basic may be used in all situations where

- A high volume of cables needs to be efficiently distributed
- Predominantly passive technology is used
- Robust system engineering with minimal climate control requirements is the order of the day.

Rittal outdoor enclosures are designed for virtually all climatic zones, even those with extreme conditions, such as permafrost regions, where temperatures can drop to minus 30°C, or the subtropical heat of the equator. The CS New Basic enclosure is ideal for all these scenarios, thanks to the use of aluminium and the high protection category of IP 55.

CS New Basic enclosures

Features



High-quality protection against corrosion, a high protection category of up to IP 55 and an extensive range of system accessories make the single-walled aluminium **CS New Basic enclosure** ideal for all applications with minimal installed heat loss or passive interior installation.

The flexibility and diversity of configuration options will satisfy the full range of industry requirements:

Telematics, supply systems, environmental engineering, telecommunications and the water industry.



Eyebolts on the inner roof, concealed by the rain canopy, for crane transportation of the fully fitted unit.



All-round **ventilation louvres** in the removable rain canopy – with a roof projection of 25 mm on all sides.



Width 1200 mm: **With removable centre bar** and two lockable doors or without centre bar, with overlapping doors.



The open base frame may be covered with **gland plates**.



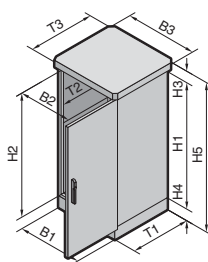
Concrete base/plinth for cable feed and to ensure enclosure stability.



Individual installation with an **extensive range of system accessories**.

CS New Basic enclosures

single-door, width 600/800 mm



Material:

Enclosure, roof and doors:
2.0 mm aluminium AlMg3
Base/plinth:
3.0 mm aluminium AlMg3

Colour:

RAL 7035

Protection category:

IP 55 to EN 60 529/09.2000
in conjunction with the gland
plates available as accessories;
complies with NEMA 3B.

Supply includes:

Single-walled enclosure,
closed on all sides,
with open base,
2-point locking via swing lever
handle and lock cylinder,
base/plinth, rain canopy.

Detailed drawing,

available on the Internet.

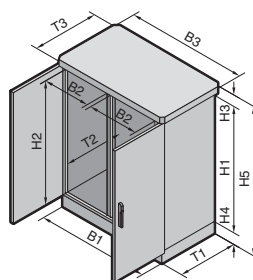
Note:

When configuring with partial
mounting plates or 482.6 mm
(19") partial installation,
punched rails are required in the
enclosure height,
see Catalogue 32, page 998.

Width (B1) mm	Packs of	600	600	600	800	800	800	Page
Height (H1) mm		800	1200	1200	800	1200	1200	
Depth (T1) mm		400	400	500	400	400	500	
Clearance width (B2) mm		512	512	512	712	712	712	
Clearance height (H2) mm		712	1112	1112	712	1112	1112	
Clearance depth (T2) mm		349	349	449	349	349	449	
Rain canopy width (B3) mm		650	650	650	850	850	850	
Rain canopy height (H3) mm		55	55	55	55	55	55	
Rain canopy depth (T3) mm		450	450	550	450	450	550	
Base/plinth height (H4) mm		100	100	100	100	100	100	
Overall height (H5) mm		955	1355	1355	955	1355	1355	
Model No. CS	1	9783.540	9783.550	9783.530	9783.510	9783.520	9783.610	
Accessories								
Concrete base/plinth	1	9765.182	9765.182	9765.082	9765.088	9765.088	9765.084	Cat. 32, page 900
One-piece gland plate	1 set	9785.517	9785.517	9785.520	9785.518	9785.518	9785.519	7
Gland plate, divided	1 set	9785.511	9785.511	9785.514	9785.512	9785.512	9785.513	7
Cable entry plate	2	8800.060	8800.060	8800.060	8800.080	8800.080	8800.080	Cat. 32, page 1045
Mounting plate	1	9765.090	9765.092	9765.092	9765.097	9765.095	9765.095	7
Mounting angles 482.6 mm (19"), full installation	2	7685.000	7688.000	7688.000	7685.000	7688.000	7688.000	Cat. 32, page 1093
Installation kit for mounting angles	2	7696.000	7696.000	7696.000	7698.000	7698.000	7698.000	Cat. 32, page 1093
Heater 800 W	1	9769.080	9769.080	9769.080	9769.080	9769.080	9769.080	Cat. 32, page. 709
Thermostat	1	3110.000	3110.000	3110.000	3110.000	3110.000	3110.000	Cat. 32, page 715
Semi-cylinder, alternative closure	1	9785.040	9785.040	9785.040	9785.040	9785.040	9785.040	Cat. 32, page 957

CS New Basic enclosures

two-door, width 1200 mm



Material:

Enclosure, roof and doors:
2.0 mm aluminium AIMg3
Base/plinth:
3.0 mm aluminium AIMg3

Colour:

RAL 7035

Protection category:

IP 55 to EN 60 529/09.2000
in conjunction with the gland
plates available as accessories;
complies with NEMA 38.

Supply includes:

Single-walled enclosure closed
on all sides,
with open base,
2-point locking via swing lever
handle and lock cylinder
Version without centre bar:
Overlapping doors,
lockable door with r/h hinge.
Version with centre bar:
2 lockable doors,
base/plinth, rain canopy,
removable centre bar.


Detailed drawing,

available on the Internet.

Note:

When configuring with partial
mounting plates or 482.6 mm
(19") partial installation,
punched rails are required in the
enclosure height,
see Catalogue 32, page 998.

Width (B1) mm	Packs of	1200	1200	Page
Height (H1) mm		1200	1200	
Depth (T1) mm		400	500	
Clearance width (B2) mm		512	512	
Clearance height (H2) mm		1112	1112	
Clearance depth (T2) mm		349	449	
Rain canopy width (B3) mm		1250	1250	
Rain canopy height (H3) mm		55	55	
Rain canopy depth (T3) mm		450	550	
Base/plinth height (H4) mm		100	100	
Overall height (H5) mm		1355	1355	
Model No. CS without centre bar	1	9784.620	9784.640	
Model No. CS with centre bar	1	9784.520	9784.540	
Accessories				
Concrete base/plinth	1	9765.089	9765.086	Cat. 32, page 900
One-piece gland plate	1 set	2 x 9785.517	2 x 9785.520	7
Gland plate, divided	1 set	2 x 9785.511	2 x 9785.514	7
Cable entry plate	2	8800.060	8800.060	Cat. 32, page 1045
Mounting plate for one half of the enclosure	1	9765.092	9765.092	Cat. 32, page 987
Mounting plate	1	9765.191	9765.191	7
Mounting angles, 482.6 mm (19"), for one half of the enclosure	2	7688.000	7688.000	Cat. 32, page 1093
Installation kit for mounting angles	2	7696.000	7696.000	Cat. 32, page 1093
Heater 800 W	1	9769.080	9769.080	Cat. 32, page 709
Thermostat	1	3110.000	3110.000	Cat. 32, page 715
Semi-cylinder, alternative closure	1	9785.040	9785.040	Cat. 32, page 957



Gland plates

for CS New Basic enclosures

For sealing the base opening and for cable entry.

Material:

One-piece: Aluminium
Divided: Sheet steel, zinc-plated, passivated

Surface finish:

Divided: Powder-coated, RAL 7035

Supply includes:

Assembly parts.

For enclosure dimensions		Packs of	Model No. CS	
Width mm	Depth mm		One-piece	Divided
600	400	1 set	9785.517	9785.511
600	500	1 set	9785.520	9785.514
800	400	1 set	9785.518	9785.512
800	500	1 set	9785.519	9785.513
1200	400	1 set	2 x 9785.517	2 x 9785.511
1200	500	1 set	2 x 9785.520	2 x 9785.514



Internal door

for CS New Basic and CS Modular enclosures

As a vertically hinged and lockable trim panel, to accommodate switches, buttons and operating panels. Mounted with r/h or l/h hinge in a 600 mm or 800 mm wide enclosure.

In 1200 mm wide enclosures, a central punched rail should be used to retain the lock.

Material:

Aluminium, 2 mm

Supply includes:

Assembly parts.

For enclosure dimensions		Model No. CS
Width mm	Height mm	
600/1200	800	9785.031
600/1200	1200	9785.032
800	800	9785.034
800	1200	9785.035



Mounting plates

For the configuration of mounting levels. The mounting plates are depth-adjustable on a 25 mm pitch pattern.

Material:

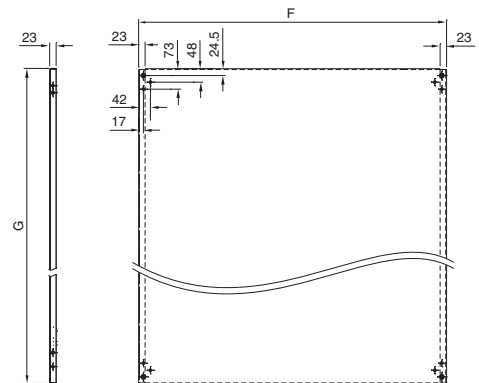
Aluminium, 3 mm

Supply includes:

Assembly parts.

Note:

For an enclosure width of 1200 mm, partial installation with one or two 600 mm wide mounting plates is possible.



For enclosure		F	G	Model No. CS
Width mm	Height mm			
600	800	499	696	9765.090
600	1200	499	1096	9765.092
800	800	699	696	9765.097
800	1200	699	1096	9765.095
1200	1200	1099	1096	9765.191



Mounting angles, 482.6 mm (19")

For mounting 482.6 mm (19") components in Outdoor enclosures.

For detailed information and mounting kits, see Catalogue 32, page 1093.

Enclosure height mm	U	Packs of	Model No. DK
800	15	2	7685.000
1200	24	2	7688.000
1400	29	2	7689.000
1600	33	2	7690.000

All in all – solutions from Rittal



Industrial Enclosures



Power Distribution



Electronic Packaging



System Climate Control



IT Solutions



Communication Systems

Outdoor enclosures · Climate control units
System integration

Rittal has one of the largest ranges of enclosures available for immediate delivery. However, Rittal also supplies integrated solutions – up to Level 4. This comprises mechanical installation, power supply, electronic components, climate control and central monitoring. For all of your requirements.

Fully assembled and functional. Wherever in the world you develop and implement solutions for yourself and your customers, we are close at hand. The global alliance between production, distribution and service guarantees closeness to the customer. Worldwide!

03/08 · 68A1

Rittal GmbH & Co. KG · Postfach 1662 · D-35726 Herborn
Telephone: +49(0)2772 505-0 · Telefax: +49(0)2772 505-2319 · eMail: info@rittal.de · www.rittal.com



Switch to perfection **RITTAL**